

THE ALL-NEW MITSUBISHI
XFORCE


**MITSUBISHI
MOTORS**
Drive your Ambition



The all-new Mitsubishi XFORCE is the compact SUV that will take you forward with its stylish yet powerful design and SUV practicality, ensuring you comfortably lead the way with confidence.



BE EXCITING

Embrace the trendsetter lifestyle with a partner
that's best suited for an exciting life.





Effortlessly access the trunk with the hands-free operation of the power tailgate and even save the preferred tailgate height opening with its memory function. (GT variant)





BE DYNAMIC

Tailor your drive to the rhythm of your adventure. The XFORCE delivers you intuitive driver controls and dynamic sound for an immersive driving experience.

4 DRIVE MODES

including Wet Mode




The XFORCE's unique drive modes adjust power delivery, traction control, and steering effort for maximum driving confidence on various situations.

The WET Mode is specifically developed for ASEAN roads and weather.





1.5L Engine with MIVEC
For a powerful yet
efficient drive.

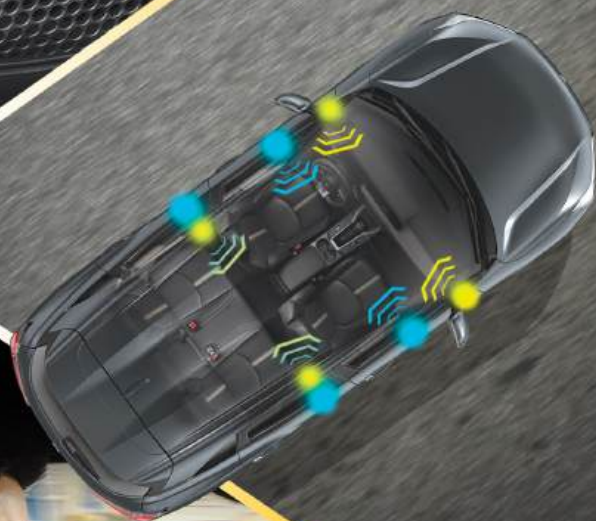


**New Continuously Variable
Transmission (CVT)**
For a smooth ride.



DYNAMIC SOUND

Feel like you're in the best seat of a private concert hall with Dynamic Sound Yamaha Premium, with an 8-speaker system expertly tuned by Yamaha Sound Meisters to deliver in-depth realistic instrument sounds.





4 DEFAULT SOUND TYPES

SIGNATURE

LIVELY

POWERFUL

RELAXING

Mitsubishi Motors' innovative SCV (Speed Compensated Volume) adjusts both equalizer and volume to match vehicle speed, ensuring an unparalleled listening experience.

Advanced and Sophisticated Interior

Features a horizontal axis design to maximize space and provide an intuitive understanding of the vehicle's stance in various road conditions.



GT interior shown



**8-inch Digital
Meter Display**



**White Mélangé Fabric
with Soft Padding
(GT variant)**



**Ambient Lighting
(GT variant)**

**12.3-inch Touchscreen
Smartphone-link Display Audio (SDA)
with Wireless Apple CarPlay and Android Auto**

Seamlessly integrate your smartphone and explore vehicle information on a captivating, intuitive display.



Customizable Vehicle Information Display

Driving Score

View your steering, braking, and acceleration scores based on how smooth you drive. Get better every time with the XFORCE.



Responsive



Avionics



Reliable



Adventurous




Customizable Wallpaper



BE FREE

Every drive is a freeing experience with the XFORCE's luxurious, versatile interior—where design meets comfort meets innovation.



GT interior shown



**Comfortable Leather Seats
with Heat Guard
(GT variant)**



8-Step Reclining Rear Seats



**Only fresh air with Dual Zone Climate Control
with nanoeX™**

The XFORCE's air conditioning has built-in nanoeX™ technology which purifies and deodorizes the air circulating in the cabin. Its toggle and piano button switches ensure intuitive operation.



The XFORCE's GLS interior features black and gray fabric seats, a stylish and modern choice for your daily drives.

Smart Storage Spaces and Charging Solutions

Versatile Cargo Space



Wireless Smartphone Charger (GT variant)



Center Console Box with Cooling Function



Multiple Pockets



Seat Under Tray



Front and rear USB Ports (Types A and C)



Safe Journeys Ahead

6 SRS Airbags

*Side curtain airbags exclusive to GT variant



Auto Lighting Control

(GT variant)



Electric Parking Brake with Auto-Hold Function




Tire Pressure Monitor System (TPMS) (GT variant)



Active Yaw Control



Reversing Camera



Be confident with 5-star safety rating

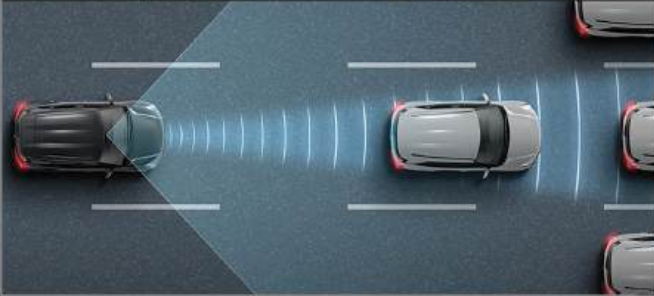
Earning top safety honors from ASEAN NCAP, Mitsubishi XFORCE is designed to protect you and your passengers on every journey.

Advanced Driver Assistance Systems

(GT variant)

Adaptive Cruise Control (ACC)

Reduces fatigue by not only allowing you to set your desired speed but also adapts based on the distance set from the car in front of you.



Leading Car Departure Notification (LCDN)

Alerts you when the car ahead starts moving so you can resume your drive.



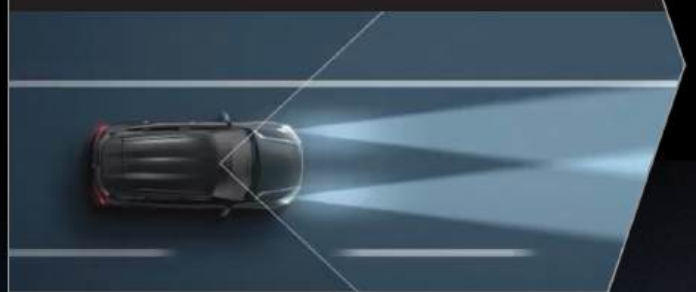
Forward Collision Mitigation System (FCM)

Detects and mitigates potential collision, alerting the driver and applying brake force as needed.



Automatic High Beam (AHB)

Automatically switches from high beam to low beam whenever oncoming vehicles or traffic in front is detected.



Blind Spot Warning System (BSW)

Stay confident with alerts for vehicles approaching in your blind spot.



Rear Cross Traffic Alert (RCTA)

Back up onto the road with ease and be alerted of approaching vehicles.



**Show them who sets the trend
with the All-New XFORCE's two-tone colors**

**Energetic Yellow Metallic
with Black Roof**



**Quartz White Pearl
with Black Roof**



**Graphite Gray Metallic
with Black Roof**



**Blade Silver Metallic
with Black Roof (GLS only)**



***Gear up your XFORCE for more exciting rides
with Mitsubishi Motors Genuine Accessories.***

Engine Hood Emblem



Front Under Garnish



Fashion Roof Rail



Side Door Garnish



Tailgate Spoiler



Rear Under Garnish



SPECIFICATIONS		GT CVT	GLS CVT
Overall Length	mm	4,390	
Overall Width	mm	1,810	
Overall Height	mm	1,660	
Wheelbase	mm	2,650	
Minimum Ground Clearance	mm	193	
Gross Vehicle Weight	kg	1,730	
Curb Weight	kg	1,250	1,235
Seating Capacity	persons	5	
Fuel Tank Capacity	L	42	
ENGINE AND TRANSMISSION			
Model and Type		1.5-Liter In-Line 4 DOHC 16 Valves Gasoline with MIVEC (4A91)	
Displacement	cc	1,499	
Maximum Power	Ps/prm	105 / 6,000	
Maximum Torque	Nm / rpm	141 / 4,000	
Engine Start/Stop Button		Equipped	
Transmission		Continuously Variable Transmission (CVT)	
Drive Modes		Equipped (Normal, Wet, Gravel, Mud)	
SUSPENSION			
Front		MacPherson Strut with Coil Spring and Stabilizer	
Rear		Torsion Beam	
BRAKES			
Front		Disc	
Rear		Disc	
Anti-Lock Braking System (ABS)		Equipped with Electronic Brakeforce Distribution (EBD)	
Brake Assist		Equipped	
TIRES AND WHEELS			
Tires		225/50 R18	
Wheels		18-inch Two Tone Alloy	
STEERING			
Power Steering		Electric	
Steering Wheel		3-Spoke Leather Wrapped	
Steering Wheel-Mounted Audio Control		Equipped	
Cruise Control		Adaptive	Not Equipped
Steering Column Adjustment		Tilt and Telescopic	
MULTI-MEDIA SYSTEM			
Type		12.3" Smart Phone Link Display Audio (SDA) Touchscreen (with Wireless Apple CarPlay, Android Auto, and Bluetooth Connectivity, USB Ports, and AM/FM Radio)	
Wireless Mobile Phone Charger		Equipped	Not Equipped
USB Ports	Front	Type A x1 & Type C x1 (Front Center Console)	
	Rear	Type A x1 & Type C x1 (Center Floor Console)	
Speakers		Dynamic Sound Yamaha Premium (8 Speakers)	

SAFETY		GT CVT	GLS CVT
Airbags	Driver Side	Equipped	
	Passenger Side	Equipped	
	Side	Equipped	
	Curtain	Equipped	Not Equipped
Seat Belts	Front	3 pt. ELR with Pretensioner x2	
	Rear	3 pt. ELR x3	
Reversing Camera		Equipped	
Rear Proximity Sensors		Equipped	Not Equipped
Active Stability and Traction Control		Equipped	
Active Yaw Control		Equipped	
Hill Start Assist		Equipped	
Forward Collision Mitigation System (FCM)		Equipped	Not Equipped
Leading Car Departure Notification (LCDN)		Equipped	Not Equipped
Blind Spot Warning System (BSW)		Equipped	Not Equipped
Rear Cross Traffic Alert (RCTA)		Equipped	Not Equipped
Automatic High Beam (AHB)		Equipped	Not Equipped
Tire Pressure Monitor System (TPMS)		Equipped	Not Equipped
ISO-Fix and Tether Anchor		Equipped	
INTERIOR			
Seats	Driver	6-Way Manual Adjustable (Slide, Recline, Height) with Convenience Hook and Seat Back Pocket	
	Front Passenger	4-Way Manual Adjustable (Slide, Recline) with Convenience Hook and Seat Back Pocket	
	Rear	40:20:40 Split with 8-Step Recline and Full Flat Folding	
	Material	Synthetic Leather with Heat Guard (Black with Brown Trim)	Black and Gray Fabric
Ambient Lighting		Equipped	Not Equipped
Under-Seat Tray		Equipped (Front Passenger Side)	
Instrument Cluster Display		8" Color LCD	
Air Conditioning System		Dual Zone Automatic with nanoe™ X	
Rear Air Conditioning Vents		Equipped (Center Floor Console)	
Parking Brake		Electric Type with Brake Auto-Hold Function	
Center Floor Console		Equipped with Cooling Function	
Cargo Space		Dual Level	
12V Accessory Socket		Equipped (Front Center Console)	
EXTERIOR			
Headlights		LED	
Headlights Auto-Lighting Control		Equipped	Not Equipped
Fog Lights	Front	LED	
Daytime Running Lights		LED	
Wiper	Front	Equipped with Variable Intermittent with Washer, and Rain-Sensing Function	Equipped with 2-Speed Variable Intermittent with Washer
	Rear	Variable Intermittent with Washer	
Side Door Mirror	Cover	Black with Turn Signal Lights	
	Adjust	Electric Adjust and Power Folding	